

CertainTeed Low-Slope Roofing Product Selection Guide



CertainTeed Corporation

20 Moores Road
Malvern, PA 19355
www.certainteed.com

ASK ABOUT ALL OF OUR OTHER CERTAINTEED® PRODUCTS AND SYSTEMS:

ROOFING • SIDING • TRIM • DECKING • RAILING • FENCE
GYPSUM • CEILINGS • INSULATION

Professional: 800-233-8990 Consumer: 800-782-8777 blog.certainteed.com

© 2017 CertainTeed Corporation, Printed in the USA Code No. COMM-080

CertainTeed
SAINT-GOBAIN

Table of Contents

Asset Protection and Continuity of Service	2
Understanding Products and Systems	3-4
One Brand. One Warranty. One Solution.	5
Selecting Base Sheets	6
Selecting Ply Sheets	7
Selecting Cap Sheets	8
Self-Adhered Systems	9-12
Torch Systems	13-16
Hot/Cold Systems	17-22
Granulated Cap Colors	23-24
Insulation	25-28
Edge Metal	29
Fasteners & Tools	30
Primers	31
Adhesives	32
Coatings	33
Repair	34
Liquid Flashing & Tools	35-36
Product and System Guarantee	37
Contractor Credential Program	37
Customer Service	38

Asset Protection and Continuity of Service

A roof is an assurance policy.

In most cases, building owners aren't concerned with the particular material their roof is made out of. The function of a roof is to protect what's inside the building - the structure, its contents and occupants. The roof shields a building from damage to these assets. What building owners are really looking for is performance. They're looking for durability. Warranties cover leak repair, not asset damage or disruption of service. Every investment decision an owner makes should include an understanding of needs and weighing the value of price versus risk.

Your reputation is on the line.

Where does the faulty installation is the primary cause of roof leaks, That means, regardless of the leak source, your relationship with your customer and your reputation are on the line with each installation. You're not just in the roofing business. **"Asset Protection & Continuity of Service"** business.

A portfolio of quality roofing


CertainTeed offers a complete line of asphalt-based roof systems with BUR (non-modified roofing), SBS-modified roofing, complemented by comprehensive low-slope accessories including primers, adhesives, insulation, fasteners, coatings, liquid flashing. We recommend the right solution for your customer based on their performance needs.



Understanding Products and Systems

Low-slope roofing products come together to form a low-slope roofing system.

CertainTeed offers over forty roll good products, which equate to hundreds of system confi and specifi effort to simplify system selection, this Low-Slope Selection Guide highlights our recommended systems by application, their value, and the individual product benefi



At a high level, products and systems have five main components for diff

Material

CertainTeed off bituminous (asphalt-based) roll goods. Non-modifi products are categorized as built-up roofi These products are permeable so that hot asphalt can flow through the product as layers are “built up” on the roof, resulting in a relatively thick, watertight roof system. APP-modified products are manufactured with atactic polypropylene-infused asphalt which increases material strength and toughness, especially in high UV areas. SBS-modifi styrene-butadiene-styrene infused asphalt which increases flexibility, especially in low temperatures. Roof systems may consist of one or multiple materials depending on the desired performance, warranty, and cost.



Reinforcement

Reinforcement mats serve as the structure to bituminous low-slope roll goods. They are impregnated and coated with non-modified or modified asphalt. CertainTeed offers low-slope products with either fi varying thicknesses.

Fiberglass stands up well to heat and tension. Its inherently high melting point aff with a fire-retardant asphalt formulation. Fiberglass-reinforced products applied in hot asphalt retain excellent dimensional stability. Additionally, fi When combined with SBS-modified asphalt, the sheets will resist roof movement until the stress absorbed in the mat forces a break.

Polyester's predominant benefits are puncture resistance and high elongation. Polyester products handle rooftop foot traffic better. They can also cyclically absorb the strain of building movement and return back to their original dimension.

Additives

In addition to the modification of asphalt with APP or SBS polymers, CertainTeed infuses certain products with additives to further enhance desired performance characteristics.

“FR” products, for example, are manufactured with proprietary additives to increase fi



Warranty

The driving factor for system selection is most often warranty duration. CertainTeed offers system dependent, standard warranty durations of between ten and twenty-five years. Additionally, Gold Star Contractors can increase warranty durations 25% by engaging in an Integrity Maintenance Contract with their client.

CertainTeed off
Limited Product Warranty
No Dollar Limit (NDL) Limited Warranty
Full System NDL Limited Warranty

See Product and System Guarantee section for more details.

Application

Low-slope bituminous products are installed utilizing one of **five** methods:

- Mechanical Fastening
- Mopped with Hot Asphalt
- Applied with Cold Adhesive
- Torch-Welded
- Self-Adhered

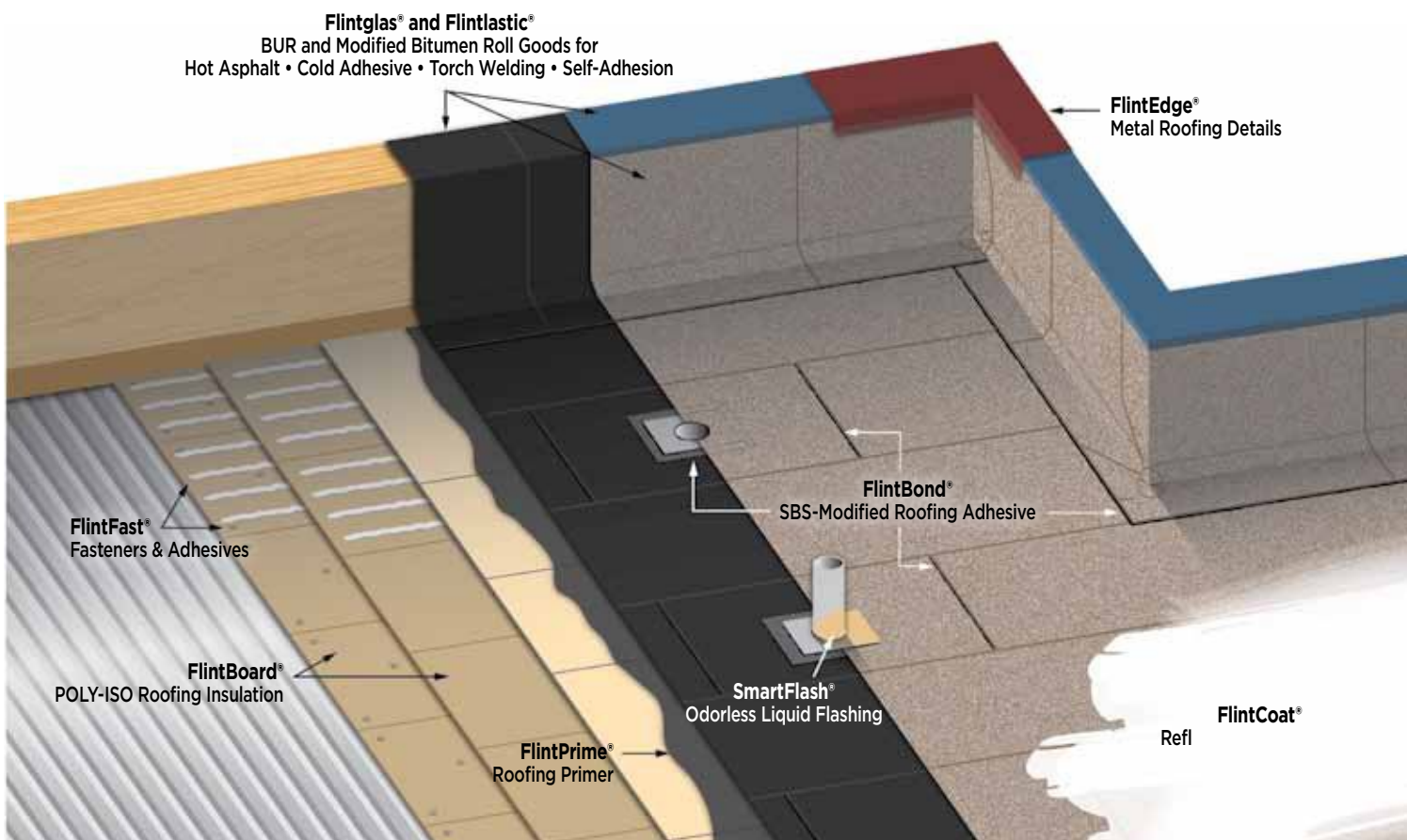
This Selection Guide categorizes products and systems by application method, though some systems utilize multiple methods and some products can be installed in a variety of ways. Each application method has benefits and limitations:

	Benefit	Limitation
Mechanical Fasteners	Fast installation, allows the product to move with the roof.	Penetrations allow water incursion; method is only feasible for base/anchor sheets.
Hot Asphalt	Proven, durable, cost-eff material.	Fumes/odor, burn-risk, cost and availability of trained labor and equipment.
Cold Adhesive	No kettle, minimal tools, very good adhesion when applied correctly.	Takes up to 60 days to cure, high fumes, relatively high price for material.
Torch	Faster than hot asphalt or cold adhesive, very good adhesion when applied correctly.	Risk of burn/fire; risk of improper application; cost and availability of trained labor, cost of propane.
Self-Adhered	Faster to train labor and install, very good adhesion when applied correctly. No fumes, no kettle, no burn/fire risk.	Not yet widely commercially accepted, need 50°F and rising temp.

One Brand. One Warranty. One Solution.

CertainTeed offers a comprehensive selection of high-quality roofing products needed to complete the entire roof system with confi

Through the responsible development of innovative and sustainable building products, CertainTeed has helped shape the building products industry for more than 110 years. We start with the highest-quality raw materials and add state-of-the-art technology to monitor our manufacturing processes and test our finished products. The result is superior performance from beginning to end, backed by one of the strongest warranties in the industry.



PRODUCTS AT A GLANCE

Selecting Base Sheets

Select the base sheet that best fits your needs. The following should be considered when selecting a base sheet for your project:

Base Sheet Application

All base sheets can be mechanically fastened, if required, to support a nailable roof deck. If the roof deck is not nailable (or insulation/coverboard has been installed and is now the surface to which the base sheet will be applied) the base sheet's application options become of greater consideration. The charts on the following pages detail which CertainTeed base sheets can be installed with hot asphalt, cold adhesive, torch or factory applied self-adhesive and what performance features each application method delivers.

Building Fire/Wind Requirements

Projects requiring a specifi of the roof system to be prioritized, as the **system** is granted these performance approvals, not the singular component. CertainTeed has preapproved systems within various code and compliance bodies (i.e. UL, FM, Miami-Dade). Contact CertainTeed Commercial Roofing Technical Services at 800-396-8134 x2 for system selection assistance.

Cap Sheet Application

Consideration of the cap sheet and its application method, though generally not required, could allow for installation consistency and efficiency (tools, adhesives, etc.). However, CertainTeed off applications, as well as two cap sheets that must be correlated with specific base sheets:

Black Diamond® Base Sheet is a two-square, SBS-modifi self-adhering base sheet. The factory applied adhesive will secure the membrane to the roof but requires heat to produce a long-term bond. As such, Black Diamond Base Sheet is only an option if the cap sheet is installed with hot asphalt or torch, which heat-activates Black Diamond's adhesive.

Flintlastic® SA Cap and Flintlastic SA Cap FR are one-square, SBS-modified, polyester (fi is engineered to be installed together. As such, the selection of either cap sheets dictates that either Flintlastic SA NailBase (for nailable substrates), Flintlastic SA PlyBase (for non-nailable substrates), or Flintlastic SA MidPly (high performing base/ply for non-nailable substrates) will be utilized.

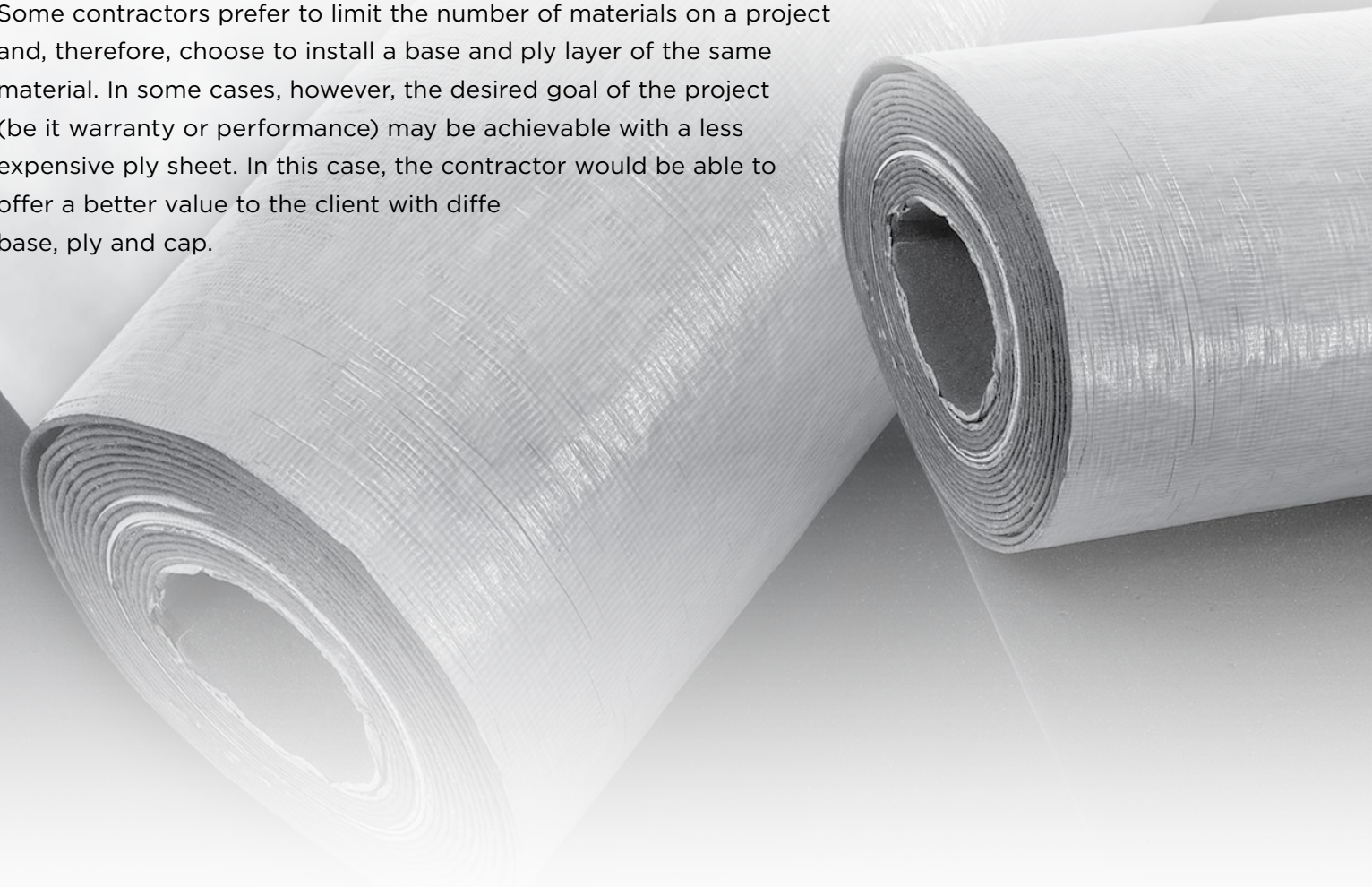
Selecting Ply Sheets

Select the ply sheet that best fits your needs. The following should be considered when selecting a ply sheet for your project:

A third layer, or more, of water protection exponentially decreases the leak risk of any roof system. That said, interply sheets are not a required element of every low-slope bituminous roof system. Interply sheets are often specified in order to obtain an extended warranty per pre-approved system or to comply with a specific fire

Base Sheet Selection

All CertainTeed base sheets can be utilized as interply sheets. Some contractors prefer to limit the number of materials on a project and, therefore, choose to install a base and ply layer of the same material. In some cases, however, the desired goal of the project (be it warranty or performance) may be achievable with a less expensive ply sheet. In this case, the contractor would be able to offer a better value to the client with different base, ply and cap.



Selecting Cap Sheets

Select the cap sheet that best fits your needs. The following should be considered when selecting a cap sheet for your project:

Cap Sheet Application

Application method is frequently the primary driver of cap sheet product selection. The charts on the following pages detail which CertainTeed cap sheets can be installed with hot asphalt, cold adhesive, torch or factory applied self-adhesive and the performance features each application method delivers.

Building Fire/Wind Requirements

Projects requiring a specific of the roof system to be prioritized, as the system is granted these performance approvals, not the singular component. CertainTeed has preapproved systems within various code and compliance bodies (i.e. UL, FM, Miami Dade). Contact CertainTeed Commercial Roofing Technical Services at 800-396-8134 x2 for system selection assistance.

TIP: Flintlastic® SA Cap FR off self-adhering technology as well as the ability to obtain Class A Fire Resistance and Class IV Impact Resistance.

Cap Sheet Surfacing

With the exception of Flintlastic STA and Flintlastic STA Plus, all of CertainTeed's cap sheets are surfaced with granules which provide UV protection and aesthetic appeal. CertainTeed low-slope granule blends are designed and manufactured with a true blend multi-granule mix to match our most popular shingle colors, allowing for a uniform transition from steep to low-slope roofs on a single property.

CertainTeed does not stock all cap sheets in every color. Some colors are made-to-order or are not available depending on product. Please refer to the cap sheet color chart for product availability on page 23.

All CertainTeed cap sheets are available with CoolStar® Title 24 compliant white granules. CoolStar cap sheets are sold at a premium price to traditional granules.



Recommended Systems Self-Adhered

System Name	SYSTEM ANATOMY				SYSTEM VALUE									Details
	Insulation	Base	Ply	Cap	Leak protection ⁴	Fleece/Thaw Performance	Strong, dimensionally stable	Pliable in cold weather	Fire resistant ³	Quick installation/reduced labor	Resilient to high heat and UV rays	Easy to repair	Solar reflectivity ¹	
SA Basic-12	Optional	Flintlastic® SA NailBase	—	Flintlastic SA Cap (CoolStar®)	○	○	○	●	○	●	○	●	●	Flintlastic SA NailBase, while not a self-adhering product, uses a proprietary top surface blue film that promotes an excellent inner-system bond with Flintlastic SA Cap.
SA FR Plus-15	Optional	Flintlastic SA PlyBase ²	—	Flintlastic SA Cap FR (CoolStar)	●	●	●	●	●	●	○	●	●	This system provides both Class A ³ Fire Resistance and Class IV Impact Resistance. If Class A fire resistance is not needed, substitute Flintlastic SA Cap.
SA Preferred Two Ply-20	Optional	Flintlastic SA MidPly ²	—	Flintlastic SA Cap (CoolStar)	●	●	●	●	○	●	○	●	●	CertainTeed's best two-ply asset protection featuring a stress-resistant self-adhering cap.
SA FR Ply Premium-25	Double layer, second layer adhered	Flintlastic SA PlyBase	Flintlastic SA PlyBase	Flintlastic SA Cap FR (CoolStar)	●	●	●	●	○	●	○	●	●	Three staggered layers of watertight protection and exceeds FM 1-90 on structural concrete, steel and existing roof assemblies.
SA FR Mid Premium-25	Double layer, second layer adhered	Flintlastic SA MidPly	Flintlastic SA MidPly	Flintlastic SA Cap FR (CoolStar)	●	●	●	●	●	●	○	●	●	Three staggered layers of premium watertight protection, including Flintlastic SA Cap FR, which provides Class A ³ Fire Resistance and Class IV Impact Resistance.

- Good Performance
- Better Performance
- Best Performance

¹ CoolStar surfacing must be selected for highest solar reflectivity.

² For systems listed with self-adhered base sheets, add NailBase for plywood, OSB, lightweight insulated concrete and gypsum decks.

³ Visit www.ul.com/database and review CertainTeed's Roof Systems TGFU.R11656 for deck type and slope requirements.

⁴ Performance assumes proper roof maintenance. See warranty for details.



Base/Ply Sheets Self-Adhered

Product	Application	Material	Thickness	Weight	Coverage	ASTM	Why Buy? ¹
Flintlastic® SA NailBase ²	MF	SBS/FG	1.5 mm (60 mils)	82 lbs.	200 sq ft	D4601, Type II	When utilizing Flintlastic SA Cap (FR) on nailable substrate.
Flintlastic SA PlyBase	SA	SBS/FG	1.5 mm (60 mils)	86 lbs.	200 sq ft	D4601, Type II, D1970	When utilizing Flintlastic SA Cap (FR) on non-nailable substrate, base sheet adheres directly to approved insulation and non-nailable decks.
Flintlastic SA MidPly	SA	SBS/FG	2.8 mm (110 mils)	63 lbs.	100 sq ft	D6163, Grade S, Type I, D1970	CertainTeed's unique, most robust self-adhering base for fully self-adhered systems. When utilizing Flintlastic SA Cap (FR) on non-nailable substrate, base sheet adheres directly to approved insulation and non-nailable decks. Value: a 20-year warranty with two plies
Black Diamond® Base Sheet	SA	SBS/FG	1.4 mm (55 mils)	78 lbs.	200 sq ft	D4601, Type I, D1970	When utilizing torch or hot-applied cap sheet on non-nailable substrate, base sheet adheres directly to approved insulation and non-nailable decks. Value: expedited installation
Flintlastic Ultra Glass SA	SA	SBS/FG	3.0 mm (120 mils)	72 lbs.	100 sq ft	D6163, Grade S, Type I, D1970	CertainTeed's unique, most robust, self-adhering base. When utilizing non-self-adhered cap sheet on non-nailable substrate, base sheet adheres directly to approved insulation and non-nailable decks. Value: expedited installation and extended warranty durations (100% more asphalt per square than Black Diamond Base Sheet and a 70% heavier fiberglass mat)

¹ In addition to product values listed above, base sheet selection will be influenced by CertainTeed system approvals for fire performance and/or wind uplift resistance.

² Flintlastic SA NailBase is listed as a self-adhering base sheet because it is only paired with Flintlastic SA systems, though NailBase is utilized as the mechanically fastened solution when the SA system is being installed on a nailable roof deck.

Cap Sheets Self-Adhered

Product	Application	Material	Thickness	Weight	Coverage	ASTM	Why Buy? ¹
Flintlastic® SA Cap	SA	SBS/POLY	4.0 mm (160 mils)	95 lbs.	100 sq ft	D6164, Grade G, Type I, D7505	Tried and true modified bitumen performance with significantly reduced labor over torch, hot asphalt or cold adhesive applications. No fumes, no kettle, no fl disruption.
Flintlastic SA Cap CoolStar®	SA	SBS/POLY	4.0 mm (160 mils)	98 lbs.	100 sq ft	D6164, Grade G, Type I, D7505	See "Flintlastic SA Cap" plus Title 24 compliant. Reduces thermal heat gain, improving building comfort and reducing energy cost. 
Flintlastic SA Cap FR	SA	SBS/FG	3.2 mm (125 mils)	88 lbs.	100 sq ft	D6163, Grade G, Type I, UL 2218 Class 4, D7530	See "Flintlastic SA Cap" plus fiberglass reinforcement mat allows for improved dimensional stability. Option to be incorporated in Class A ² fire rated system and achieve Class IV Impact Resistance.
Flintlastic SA Cap FR CoolStar	SA	SBS/FG	3.2 mm (125 mils)	90 lbs.	100 sq ft	D6163, Grade G, Type I, UL 2218 Class 4, D7530	See "Flintlastic SA Cap FR" plus Title 24 compliant. Reduces thermal heat gain, improving building comfort and reducing energy cost. 

¹ In addition to product values listed above, cap sheet selection will be infl

² Please visit www.ul.com/database and review CertainTeed's Roof Systems TGFU.R11656 for deck type and slope requirements.

Recommended Systems

Torch

System Name	SYSTEM ANATOMY				SYSTEM VALUE									Details
	Insulation	Base	Ply	Cap	Leak protection ⁶	Freeze/Thaw Performance	Strong, dimensionally stable	Pliable in cold weather	Fire resistant ³	Quick installation/reduced labor	Resilient to high heat and UV rays	Easy to repair	Solar reflectivity ⁴	
Torch Basic-12	Optional	Glasbase® Base Sheet (MF)	—	Flintlastic® GTA (CoolStar®)	○	○	○	●	○	○	●	●	●	Economical, stable, resilient. For increased water protection during installation, upgrade to Flintlastic APP Base T (MF) and heat weld the lap joints.
Torch FR Basic-12	Optional	All Weather/Empire® Base ¹ (MF)	—	Flintlastic STA with FlintCoat ²	○	○	○	●	●	●	●	●	●	Smooth-surfaced economical Class A ⁵ system; installs quickly with a granule-free, forgiving selvage edge. Prefer granules over coating? Upgrade to Flintlastic GTA-FR cap.
Torch Plus-15	Optional	Flintlastic® App Base T ³	—	Flintlastic GTA (CoolStar)	●	○	●	●	○	○	●	●	●	Creates a homogeneous system for excellent bond strength. Upgrade to polyester reinforced Flintlastic STA (T) base for increased durability (2.0 mm versus 3.8 mm).
Torch Rápido Preferred-20	Double layer, second layer adhered	Black Diamond® Base Sheet (SA)	—	Flintlastic GTA (CoolStar)	●	●	○	○	○	●	●	●	●	Black Diamond Base Sheet is lightweight, fast to apply, and can serve as a temporary roof for up to six months.
Torch FR Flex Preferred-20	Double layer, second layer adhered	Flintlastic Base 20 T	—	Flintlastic FR Cap 30 T (CoolStar)	●	●	●	●	●	○	●	●	●	Combines the strength of fiberglass reinforcements with the pliability of SBS-modifi
Torch FR Flex Premier-25	Double layer, second layer adhered	Flintlastic Ultra Poly SMS	—	Flintlastic GTS-FR (CoolStar)	●	●	●	●	●	○	●	●	●	Our toughest base/ply product coupled with one of our most resilient cap membranes. Flintlastic Ultra Poly SMS is our most versatile product: applied mechanically, with hot asphalt, cold adhesive or torch-applied to acceptable substrates.
Torch Rápido Premier-25	Double layer, second layer adhered	Flintlastic Ultra Glass SA	—	Flintlastic STA Plus with FlintCoat ²	●	●	●	○	●	●	●	●	●	Same labor savings as Torch Rápido Preferred with 100% more asphalt and 70% heavier fi Flintlastic Ultra Glass SA over Black Diamond Base Sheet.
Torch FR Rápido Premier 3-25	Double layer, second layer adhered	Black Diamond Base Sheet (SA)	Flintlastic STA	Flintlastic GTA-FR (CoolStar)	●	●	●	○	●	●	●	●	●	Expedited base installation (self-adhered) and enhanced asset protection with three plies of staggered, watertight seams.
Torch Recover Basic-12	Optional	Yosemite® Venting Base Sheet (MF, HA)	—	Any torch-grade cap	○	○	●	●	●	○	●	●	●	Fluted, granular bottom surface allows interior moisture and impurities to vent.

- Good Performance
- Better Performance
- Best Performance

NOTE: Enhance any system's fire performance by specifying Flintlastic GTA-FR; for systems with self-adhered base sheets and GTA-FR cap sheet, the addition of a mechanically attached base sheet (on plywood or OSB decks) achieves a Class A rating.
¹ Two layers of "G2" type base sheet can be simultaneously attached, capped with coated STA or GTA-FR to achieve a Class A Fire Rating on a combustible deck.
² FlintCoat must be reapplied by year 10 and year 20 in order to maintain 25 year warranty duration.

³ For systems listed with torch-grade or self-adhered base sheets, add an anchor sheet such as Glasbase Base Sheet, Flexiglas® Base Sheet or All Weather/Empire Base Sheet for plywood, OSB, lightweight insulated concrete and gypsum decks.
⁴ CoolStar surfacing must be selected for highest solar refl
⁵ Please visit www.ul.com/database and review CertainTeed's Roof Systems TGFU.R11656 for deck type and slope requirements.
⁶ Performance assumes proper roof maintenance. See warranty for details.

Base/Ply Sheets

Torch

Product	Application	Material	Thickness	Weight	Coverage	ASTM	Why Buy?¹
Flintlastic® APP Base T	MF/T	APP/FG	2.0 mm (80 mils)	97 lbs.	200 sq ft	D6509	Utilizing APP-modified cap sheet and value benefit (APP to APP) bond.
Flintlastic STA	T	APP/POLY	3.8 mm (150 mils)	86 lbs.	100 sq ft	D6222, Grade S, Type I	Utilizing APP-modified cap sheet, value benefit of strong, homogenous (APP to APP) bond and extended warranties.
Flintlastic STA Plus	T	APP/POLY	4.5 mm (177 mils)	98 lbs.	100 sq ft	D6222, Grade S, Type I	See "Flintlastic STA" plus premium product allows for extended warranties.
Flintlastic Base 20 T	MF/T	SBS/FG	3.0 mm (120 mils)	80 lbs.	100 sq ft	D4601, Type II, D6163, Grade S, Type I	Engineered "partner" for Flintlastic FR Cap 30 T; off reinforcement and the pliability of SBS-modified asphalt.
Flintlastic Ultra Poly SMS	MF/HA/T	SBS/POLY	3.7 mm (145 mils)	89 lbs.	100 sq ft	D6164 Grade S, Type I	CertainTeed's most robust base ply; combines high performance, extra-tough, stress-resistant polyester mat with pliable SBS-modified cap sheet and off

For details on additional base sheets utilized in torch systems, please refer to page 19.

¹ In addition to product values listed above, base sheet selection will be influenced by CertainTeed system approvals for fire

Cap Sheets

Torch




Product	Application	Material	Thickness	Weight	Coverage	ASTM	Why Buy?¹
Flintlastic GTA	T	APP/POLY	4.0 mm (160 mils)	103 lbs.	100 sq ft	D6222, Grade G, Type I	Workhorse granule-surfaced, torch-grade, APP-modified cap sheet; combines strength and UV stability of APP-modified stress-resistance of its polyester reinforcement mat.
Flintlastic GTA CoolStar®	T	APP/POLY	4.0 mm (160 mils)	106 lbs.	100 sq ft	D6222, Grade G, Type I	See "Flintlastic GTA" plus highly reflective granules. Reduce thermal heat gain, improving building comfort and reducing energy cost.

¹ In addition to product values listed above, cap sheet selection will be influenced by CertainTeed system approvals for fire

² Please visit www.ul.com/database and review CertainTeed's Roof Systems TGFU.R11656 for deck type and slope requirements.

Cap Sheets

Torch (cont'd)

Product	Application	Material	Thickness	Weight	Coverage	ASTM	Why Buy?¹
Flintlastic® GTA-FR	T	APP/POLY	4.0 mm (160 mils)	103 lbs.	100 sq ft	D6222, Grade G, Type I	See "Flintlastic GTA"; fire retardant additives enables incorporation in Class A² fire rated system.
Flintlastic GTA-FR CoolStar®	T	APP/POLY	4.0 mm (160 mils)	106 lbs.	100 sq ft	D6222, Grade G, Type I	See "Flintlastic GTA-FR" plus Title 24 compliant. Reduces thermal heat gain, improving building comfort and reducing energy cost. 
Flintlastic STA	T	APP/POLY	3.8 mm (150 mils)	86 lbs.	100 sq ft	D6222, Grade S, Type I	Smooth surfaced, torch grade, APP-modified cap sheet (or base/ply); combines strength and UV stability of APP-modified asphalt with the stress-resilience of its polyester reinforced mat; installs quickly with a granule-free, forgiving selvage edge.
Flintlastic STA Plus	T	APP/POLY	4.5 mm (177 mils)	98 lbs.	100 sq ft	D6222, Grade S, Type I	See "Flintlastic STA" plus premium product allows for extended warranties.
Flintlastic FR Cap 30 T	T	SBS/FG	3.8 mm (150 mils)	96 lbs.	100 sq ft	D6163, Grade G, Type I	Engineered "partner" for Flintlastic Base 20 T; offers the tensile strength (especially in low temperatures), dimensional stability and fire resistance of fiberglass reinforcement with the pliability and stress resilience of SBS-modified asphalt.
Flintlastic FR Cap 30 T CoolStar	T	SBS/FG	3.8 mm (150 mils)	98 lbs.	100 sq ft	D6163, Grade G, Type I	See "Flintlastic FR Cap 30 T" plus Title 24 compliant. Reduces thermal heat gain, improving building comfort and reducing energy cost. 
Flintlastic GTS-FR	T	SBS/POLY	4.0 mm (160 mils)	103 lbs.	100 sq ft	D6164, Grade G, Type II	Granule surfaced, torch-grade SBS-modified cap sheet; CertainTeed's most robust (Type II) torch-grade cap sheet with a high-performance, extra-tough, stress-resistant (excellent elongation) polyester mat. Fire retardant additives enables incorporation in Class A² fire-rated system.
Flintlastic GTS-FR CoolStar	T	SBS/POLY	4.0 mm (160 mils)	105 lbs.	100 sq ft	D6164, Grade G, Type II	See "Flintlastic GTS-FR" plus Title 24 compliant. Reduces thermal heat gain, improving building comfort and reducing energy cost. 

¹ In addition to product values listed above, cap sheet selection will be influenced by

² Please visit www.ul.com/database and review CertainTeed's Roof Systems TGFU.R11656 for deck type and slope requirements.

Recommended Systems

Hot/Cold

System Name	SYSTEM ANATOMY				SYSTEM VALUE									Details
	Insulation	Base	Ply	Cap	Leak protection ⁴	Freeze/Thaw Performance	Strong, dimensionally stable	Pliable in cold weather	Fire resistant ³	Quick installation/reduced labor	Resilient to high heat and UV rays	Easy to repair	Solar reflectivity ¹	
Hot/Cold Basic-12	Optional	Flexiglas® Base Sheet (MF)	—	Flintlastic® GMS (CoolStar)	○	○	○	●	○	●	○	●	●	Economical, stable, resilient. Flexiglas is a permeable, three square base sheet, manufactured with lightly SBS-modified asphalt for improved lay-fla non-modified, sheets. Increase warranty to 15 years when Flexiglas is hot applied.
Hot/Cold Plus-15	Optional	Glasbase® Base Sheet (MF)	Flintglas Premium Ply 6 (x2)	Flintglas MS Cap Sheet	●	●	●	○	○	○	○	●	○	These economical roll goods make up a tried and true go-to system for the seasoned BUR contractor.
Hot/Cold Rápido Plus-15	Optional	Black Diamond® Base Sheet ² (SA)	—	Flintlastic GMS (CoolStar)	●	●	●	●	○	●	●	●	●	Black Diamond is lightweight and fast to apply, and can serve as a temporary roof for up to six months. Increase warranty to 20 years by adding two layers of FlintBoard insulation.
Hot/Cold “20/30” Preferred-20	Optional	Flintlastic Base 20	—	Flintlastic FR Cap 30 (CoolStar)	●	●	●	●	●	○	○	●	●	This classic “20/30” system off of fiberglass reinforcement with the pliability and stress resilience of SBS-modifi the use of FlintBond® for cold adhesive applications.
Hot/Cold Hybrid Preferred-20	Optional	Glasbase Base Sheet (MF)	Flintglas® Premium Ply 6	Flintlastic GMS (CoolStar)	●	●	●	●	○	○	○	●	●	This four-ply system combines highly economical, non-modified base and ply layers with CertainTeed’s workhorse hot/cold cap sheet.
Hot/Cold FR Preferred-20	Optional	Flintlastic Ultra Poly SMS ²	—	Flintlastic FR-P (CoolStar)	●	●	○	●	●	○	○	●	●	This system combines CertainTeed’s most robust (60 pounds of modified asphalt per square) and versatile (can be mechanically fastened, hot applied, cold applied or torched) base sheet with the fire-resistant ³ cousin of Flintlastic GMS as the cap. Increase warranty to 25 years by adding two layers of FlintBoard insulation.
Hot/Cold FR Rápido Premier-25	Double layer, second layer adhered	Flintlastic Ultra Glass (SA)	—	Flintlastic Premium FR-P (CoolStar)	●	●	●	●	●	●	○	●	●	This system offers the best two-ply asset protection with fast installation time by combining our highest performing, self-adhering base ply with our most resilient, ASTM D6164, Type II cap sheet.
Hot/Cold FR Premier-25	Double layer, second layer adhered	Flintlastic Poly (SMS)	Flintlastic Poly SMS	Flintlastic Premium FR-P (CoolStar)	●	●	○	●	●	○	○	●	●	This system off staggered layers of watertight barrier, each manufactured with a stress-resilient polyester reinforcement mat and pliable SBS-modifi ASTM D6164, Type II cap sheet.
Hot/Cold Recover Basic-12	Optional	Yosemite® Venting Base Sheet (MF, HA)	—	Any cap applied with hot asphalt or cold adhesive	○	○	●	●	●	○	●	●	●	Yosemite Venting Base Sheet is engineered with a fl granular bottom surface to allow moisture or impurities in the original roof system to vent without compromising the new system.

- Good Performance
- Better Performance
- Best Performance

¹ CoolStar surfacing must be selected for highest solar reflectivity.

² For systems listed with mop-grade or self-adhered base sheets, add an anchor sheet such as Glasbase Base Sheet, Flexiglas Base Sheet or All Weather/Empire® Base Sheet for plywood, OSB, lightweight insulated concrete and gypsum decks.

³ Please visit www.ul.com/database and review CertainTeed’s Roof Systems TGFU.R11656 for deck type and slope requirements.

⁴ Performance assumes proper roof maintenance. See warranty for details.

Base/Ply Sheets



Hot/Cold

Product	Application	Material	Thickness	Weight	Coverage	ASTM	Why Buy? ¹
Glasbase® Base Sheet	MF/HA/CA	BUR/FG	1.0 mm (40 mils)	75 lbs.	300 sq ft	D4601, Type II, UL G2	Economical, non-modifi base sheet.
Flexiglas® Base Sheet	MF/HA/CA	BUR- SBS/FG	1.2 mm (47 mils)	90 lbs.	300 sq ft	D4601-II	Economical, lightly SBS-modified, permeable (hot asphalt will fl base sheet to allow for more uniform application than Glasbase.
All Weather/ Empire® Base Sheet	MF/HA/CA	BUR- SBS/FG	1.3 mm (51 mils)	70 lbs.	200 sq ft	D4601-II	Economical, lightly SBS-modifi non-permeable base sheet to allow for more uniform application than non-modifi sheets; most economical “dry-in” option.
Flintlastic® Poly SMS	MF/HA/CA	SBS/POLY	2.0 mm (79 mils)	89 lbs.	200 sq ft	D4601-II	Most economical polyester-reinforced base sheet; both SBS-modified asphalt and polyester reinforcement mats are valued for pliability and stress resilience.
Flintlastic Base 20	MF/HA/CA	SBS/FG	2.3 mm (91 mils)	88 lbs.	150 sq ft	D6163, Grade S, Type I, D4601, Type II	Engineered “partner” for Flintlastic FR Cap 30; offers the strength of fiberglass reinforcement with the pliability of SBS-modifi
Flintlastic Ultra Poly SMS	MF/HA CA/T	SBS/POLY	3.7 mm (145 mils)	89 lbs.	100 sq ft	D6164, Type I	CertainTeed’s most robust base ply; combines high performance, extra-tough, stress-resistant polyester mat with pliable SBS-modifi cap sheet and off
Yosemite® Venting Base Sheet	MF/HA	BUR/FG	2.8 mm (110 mils)	84 lbs.	100 sq ft	D3909, Type II, D4897, UL G3	Engineered with a channeled granular bottom surface to allow moisture or impurities in the original roof system to vent without compromising the new system.
Flintglas® Ply 4	HA	BUR/FG	0.6 mm (24 mils)	36 lbs.	500 sq ft	D2178, Type IV, UL G1	Economical, non-modified, permeable ply sheet.
Flintglas Premium Ply 6	HA	BUR/FG	0.8 mm (32 mils)	36 lbs.	500 sq ft	D2178, Type IV, UL, G1	See “Flintglas Ply 4” plus heavier reinforcement mat.

¹ In addition to product values listed above, base sheet selection will be influenced by CertainTeed system approvals for fire performance and/or wind uplift resistance.

Cap Sheets

Hot/Cold

Product	Application	Material	Thickness	Weight	Coverage	ASTM	Why Buy? ¹
Flintlastic® GMS	HA/CA	SBS/POLY	3.7 mm (145 mils)	93 lbs.	100 sq ft	D6164, Grade G, Type I	Workhorse granule surfaced, mop-grade, SBS-modifi combination of stress-resistant polyester reinforcement mat and pliable SBS-modified asphalt delivers high resistance to strain caused by building movement
Flintlastic GMS CoolStar®	HA/CA	SBS/POLY	3.7 mm (145 mils)	96 lbs.	100 sq ft	D6164, Grade G, Type I	See “Flintlastic GMS” plus Title 24 and ENERGY STAR® compliant. Reduces thermal heat gain, improving building comfort and reducing energy cost. 
Flintlastic FR Cap 30	HA/CA	SBS/FG	3.3 mm (130 mils)	85 lbs.	100 sq ft	D6163, Grade G, Type I	Engineered “partner” for Flintlastic Base 20; off fiberglass reinforcement with the pliability of SBS-modified asphalt.
Flintlastic FR Cap 30 CoolStar	HA/CA	SBS/FG	3.3 mm (130 mils)	88 lbs.	100 sq ft	D6163, Grade G, Type I	See “Flintlastic FR Cap 30” plus Title 24 and ENERGY STAR® compliant. Reduces thermal heat gain, improving building comfort and reducing energy cost. 
Flintlastic FR-P	HA/CA	SBS/POLY	4.2 mm (168 mils)	100 lbs.	100 sq ft	D6164, Grade G, Type I	See “Flintlastic GMS” with additional SBS-modified asphalt and fire retardant additives enables incorporation in Class A ² fire-rated system.




¹ In addition to product values listed above, cap sheet selection will be infl

² Please visit www.ul.com/database and review CertainTeed’s Roof Systems TGFU.R11656 for deck type and slope requirements.

NOTE: CAP SHEETS ARE CONTINUED ON THE NEXT PAGE.

Cap Sheets

Hot/Cold (cont'd)

Product	Application	Material	Thickness	Weight	Coverage	ASTM	Why Buy?¹
Flintlastic® FR-P CoolStar®	HA/CA	SBS/POLY	4.2 mm (168 mils)	102 lbs.	100 sq ft	D6164, Grade G, Type I	See "Flintlastic FR-P" plus Title 24 compliant. Reduces thermal heat gain, improving building comfort and reducing energy cost. 
Flintlastic Premium FR-P	HA/CA	SBS/POLY	4.2 mm (168 mils)	100 lbs.	100 sq ft	D6164, Grade G, Type II	See "Flintlastic FR-P" with high performance, extra-tough, stress-resistant polyester mat to allow for "type II" ASTM performance classifi
Flintlastic Premium FR-P CoolStar	HA/CA	SBS/POLY	4.2 mm (168 mils)	102 lbs.	100 sq ft	D6164, Grade G, Type II	See "Flintlastic Premium FR-P" plus Title 24 compliant. Reduces thermal heat gain, improving building comfort and reducing energy cost. 
Flintglas® MS Cap Sheet	HA/CA	BUR/FG	3.0 mm (120 mils)	77 lbs.	100 sq ft	D3909, UL G3	Economic cap solution for built-up roofing systems, reduces labor when compared to flood coat and gravel.
Flintglas MS Cap Sheet CoolStar	HA/CA	BUR/FG	3.0 mm (120 mils)	80 lbs.	100 sq ft	D3909	See "Flintlastic MS Cap Sheet" plus Title 24 compliant. Reduces thermal heat gain, improving building comfort and reducing energy cost. 


¹ In addition to product values listed above, cap sheet selection will be infl

² Please visit www.ul.com/database and review CertainTeed's Roof Systems TGFU.R11656 for deck type and slope requirements.



Granulated Cap Colors

S = STOCK / M = MADE TO ORDER

	TORCH				SELF-ADHERED		HOT/COLD				
	GTA	GTA-FR	FR Cap 30 T	GTS-FR	SA Cap	SA Cap FR	MS Cap	GMS	FR-P	Premium FR-P	FR Cap 30
WHITE	S	S	S	S	S	S	S	S	S	S	S
COOLSTAR 	S	S	M	M	S	M	S	M	M	M	M
BURNT SIENNA	S	S			S	S	S				
MOIRÉ BLACK	S	S			S	S	M	S			
TERRA COTTA	S										
RESAWN SHAKE	S				S	S		S			
WEATHERED WOOD	S	M			S	S		S			
BUFF	S										
HUNTER GREEN	S										
COLONIAL SLATE	S				S	S	M				
HEATHER BLEND	S				S	S					
RED	S										

FlintBoard®

FlintBoard roof insulation slows the flow of heat into and out of the building through the roof deck, reducing energy costs for building owners as well as thermal strain to the roof system.

Available in a variety of thicknesses, FlintBoard closed-cell polyisocyanurate insulation board offers (resistance to heat flow) and long-term thermal resistance values (LTTR) from 5.7 to 27, LTTR. *(LTTR is the industry standard method for calculating the 15-year time-weighted average for roof insulation.)*

- Dimensionally stable and suitable for almost any climate
- Lightweight for easy handling and installation
- Engineered for use with built-up and modified asphalt roof systems, shingles, tile and slate
- Unaffected by construction solvents and adhesives
- Passes the strictest fire tests, having earned FM 4470 Class 1 and UL 1256 ratings

Tapered Design Services

CertainTeed offers takeoff, technical and design services to remove complications from the bid process. Standard and extended panels are available.



Product	Description	ASTM C1289	Panel Size	Code/Compliance
FlintBoard ISO+ ISO-T (T=Tapered)	Workhorse product features heavy, black (non-asphaltic), organic fiber-reinforced felt facers	Type II, Class I, Grade 2 (20 psi), Grade 3 (25 psi)	4'x4' (standard or tapered), 4'x8'	Miami-Dade, State of Florida, CA Title 25, IBC, CAN/CGSB, CAN/ULC, NYC-MEA, FM 4450/4470, UL 1256, UL 790, UL 263, UL 1897, UL Certified for Canada
FlintBoard ISO Cold+ ISO-T Cold (T=Tapered)	Features heavy-duty inorganic glass-reinforced facers for improved dimensional stability, ideal for cold-applied adhesive applications	Type II, Class II, Grade 2 (20 psi), Grade 3 (25 psi)	4'x4' (standard or tapered), 4'x8'	Miami-Dade, State of Florida, CA Title 25, IBC, CAN/CGSB, CAN/ULC, ASTM D 3273 (Resistance to Mold Growth) FM 4450/4470, UL 1256, UL 790, UL 263, UL 1897, UL Certified for Canada
FlintBoard ISO WF	Features foam core laminated to 1/2" high density wood fiber-reinforced felt facer on bottom surface-eliminates the need for additional coverboard	Type IV, Grade 2 (20 psi), Grade 3 (25 psi)	4'x4', 4'x8'	Miami-Dade, State of Florida, CA Title 25, IBC, FM 4450/4470, UL 1256, UL 790, UL 263
FlintBoard ISO F	Features impermeable foil facers – excellent for cold storage buildings	Type I, Class I, Grade 2 (20 psi), Grade 3 (25 psi)	4'x4', 4'x8'	Miami-Dade, State of Florida, IBC, FM 4450/4470, UL 1256, UL 790, UL 263, UL Certified
FlintBoard ISO NB	Features foam core laminated to 7/16", 5/8" or 3/4" OSB or plywood, fiber-reinforced felt facer on bottom surface- eliminates the need for additional wood decking	Type V	4'x4', 4'x8'	Miami-Dade, State of Florida, CA Title 25, IBC, FM 4450/4470, UL 1256, UL 790, UL 263
FlintBoard ISO CV	Features foam core with 1", 1.5" or 2" ventilation channels bonded to 7/16", 5/8" or 3/4" OSB or plywood, fiber-reinforced felt facer on bottom surface- excellent for sloped, unvented roof decks	Type V	4'x8'	Miami-Dade, State of Florida, IBC, FM 4450/4470, UL 1256, UL 790, UL 263, UL Certified Available with FSC wood
FlintBoard ISO Pre-Cut Crickets	Provides a standardized pre-fabricated cricket solution to promote positive drainage	Type II, Class I (FlintBoard ISO-T)	Typical panel dimensions are 12'x4' and available in 1/4" per ft and 1/2" per ft slopes	Miami-Dade, State of Florida, CA Title 25, IBC, CAN/CGSB FM 4450/4470, UL 1256, UL 790, UL 263, UL Certified

Insulation Adhesives

In addition to fasteners, CertainTeed offers a variety of roof insulation adhesives to decrease labor and eliminate the potential for thermal bridging without compromising a strong, durable bond. Insulation adhesive is designed for use with 4'x4' FlintBoard insulation panels.

	Millennium One Step™ Foamable Adhesive	Millennium One Step Green® Foamable Adhesive	Millennium PG-1 Low Viscosity Adhesive	Dow Insta Stik™
Material	Polyurethane Foam	Polyurethane Foam (45% renewable content)	Polyurethane Foam	Polyurethane Foam
Temperature	No minimum		40°F and rising	33°F and rising
Rise Time	None - Immediate installation		2-3 minutes	2-3 minutes
Packaging	1.5 liter cartridges		1.5 liter cartridge	30 lb. tank
Application	Battery Powered Single Bead, Multi-Bead Applicator, Pneumatic Applicator		5G, 15G or 50G Cyclone	Hose/Wand

Millennium One Step™ Advantages

- Precise 1:1 application ratio every time
- Consistent adhesive in varying temperature or humidity
- No temperature restrictions - one year round formula
- Will not suffer from foam collapse
- High viscosity = wider footprint and stronger bond
- Labor saving - Boards go down immediately
- Essentially VOC free and solvent free
- No chance of overspray - no respirator needed



Insulation Tools and Accessories

Product	Description
Millennium Universal Primer	Water-based, all-purpose insulation adhesive primer for use on built-up, modified bitumen and metal roofs
Millennium Surface Treatment	Spray, brush or roller applied compound engineered for use when bonding to difficult substrates such as plastic films, smooth APP modified bitumen membranes, very fresh non-oxidized (glossy surfaced) asphalt or coal tar
Millennium One Step™ Battery Powered Applicator	Cordless, single-bead applicator for use on small to medium size projects
Patented One Step Multi-Bead	Cordless, four cartridge multi-bead applicator for use on medium size projects
Patented One Step Multi-Bead Plus	Cordless, thirteen cartridge multi-bead applicator for use on large projects
Millennium Pneumatic Applicator	Single-bead compressed air applicator for use on small to medium size projects
Millennium Cyclone 1 Applicator	Low pressure adhesive pump cart for use with PG-1 Low Viscosity Adhesive



FlintEdge®

Coping and Fascia



Product	Description
FlintEdge Coping & Coping+	The coping utilizes a metal chair that functions as both a gutter chair (with its raised ribs) and as an internal splice plate in the same color and finish as the coping cap. Internal metal chair drainage system eliminates caulked joints. Coping+ includes 16-gauge galvanized steel cleat. FM-approved, Class 1-180.



FlintEdge Fascia ET	Extruded aluminum retainer featuring a wide base flange that clamps BUR or modified plies like a termination bar to help prevent leaks and blow-off
---------------------	---



FlintEdge Fascia GS	Simple two-piece design featuring a formed gravel stop fascia and a continuous galvanized steel anchor clip with a concealed splice plate at the joints.
---------------------	--



FlintEdge Fascia GG	A three-part system consisting of a continuous galvanized steel water dam, exterior fascia and continuous galvanized steel retainer to lock the assembly together. Grips the roofing plies without the need for exposed fasteners.
---------------------	--

Water Control

FlintEdge Scupper

FlintEdge Conductor Head

Water control accessories channel water off the roof for positive, proper drainage. Accessories are available in a variety of materials, thicknesses and colors and all can be customized.

Expansion Joints


FlintEdge Roof to Roof

FlintEdge Roof to Wall

Sheet metal construction offers protection and versatility. Snap-on cap for ease of installation and improved aesthetic appearance.

Edge Metal products are available in 31 different colors and finishes. For complete color options, please see the Edge Metal brochure or www.certainteed.com.










Our most popular colors are:



Colors shown are representative of the prefinish. Actual metal color chips are available upon request and should be used for final color approval.

FlintFast®

FlintFast® fasteners are engineered to improve application efficiency through superior mechanical attachment, providing top quality performance in commercial roofing systems. Fasteners are used in roofi

Product	Description
 #12 (DP) Drill Point	Designed for insulation attachment to 16-22 gauge steel decks; the only #12 drill point roofing fasteners on the market that will drill a 16 gauge deck! Allow for a minimum 3/4" penetration on steel. FM and Miami-Dade approved.
 Pre-Assembled (PA)	#12 Drill Point Fasteners pre-assembled with 3" recessed galvalume plates.
 #14 (HD) Heavy Duty	Ideal "all-purpose fastener" for use in corrugated steel, structural concrete, and wood decks for insulation or lap attachment. Allow a minimum 3/4" penetration on steel and a minimum 1" embedment in wood plank. Pre-drilling required for concrete using a 3/16" drill bit; pre-drilled hole must be at least 1/2" deeper than the length of the fastener to allow for debris. FM and Miami-Dade approved.
 #15 (EHD) Extra Heavy Duty	Engineered for lap attachment in higher wind uplift assemblies; good for increased pull strength with lighter gauge steel decks. Allow a minimum 3/4" penetration on steel. FM and Miami-Dade approved.
 SIPLD Fasteners	Engineered for attaching structural insulated panels (SIPs) and nail base panels to corrugated steel and wood decks. Large, low-profile; no need for washer.
 Base Sheet Fasteners (Twin Loc, FM, Do-All Loc)	Specialty decks such as lightweight insulating concrete (LWIC), poured gypsum or cementitious wood fiber. Low density and can be difficult to fasten a base sheet and adhere insulation, if desired.
 Galvalume Plates	Spread the compression load of the fastener to avoid insulation pull through/pull over.
 Termination Bars (TB-75, TB-90)	Prevent water incursion at parapet wall base flange terminations.
 ZAMAC Nailins	Termination bar anchors for masonry, concrete or cinderblock walls.

FlintPrime® & FlintPrime SA

Why Prime?

In a home, primer is used to increase the adhesion and coverage of the aesthetic layer of paint.

On a roof, primer is used to increase adhesion of the membrane to certain substrates, where the membrane will be applied directly to the substrate (not mechanically attached).

Enhance adhesion and long-term performance of BUR and

modified bitumen roof systems with FlintPrime or FlintPrime SA.

	FlintPrime	FlintPrime SA
Packaging	14 oz. aerosol (864 units/pallet) 5 gal. pail (42 units/pallet) 55 gal. drum (4 units/pallet)	1 gal. pail (180 units/pallet) 3.5 gal. can (60 units/pallet)
Coverage	100-200 sq ft/gal. or 1/2-1 gal. /100 sq ft	350-500 sq ft/ gal. or 1/5-1/4 gal. /100 sq ft
Cure	24-48 hours (aerosol 4 hours)	4 hours



FlintPrime

FlintPrime is a solvent-based, highly penetrating primer designed to promote adhesion when installing torch-applied, cold-applied or hot-applied asphaltic roof systems.



FlintPrime SA

FlintPrime SA is a thin, water-based asphalt primer designed to promote adhesion when installing self-adhering asphaltic roof systems to most roofing substrates such as concrete, steel and gypsum board, etc. It is not designed to prime existing asphaltic roof membranes. Its quick drying characteristic can reduce total installation time by allowing contractors to begin applying the base ply shortly after priming the surface.

TIP: Top load CertainTeed accessories on full truckloads for no additional freight. See price sheets for minimum order requirements on LTL orders.

FlintBond®

Seal your SBS-modifi

SBS-Modified Adhesive, available in spray, brush, trowel and caulk grades. FlintBond is a professional-grade, cold-applied adhesive manufactured using premium asphalt, rubber, solvent and fi



- Superior bond in fi
- Pliable in cold temperatures
- Excellent elongation/recovery
- Meets or exceeds ASTM D3019, Type III and ASTM D4479, Type I
- UL Listed
- Miami-Dade approved

Uses:

Spray — Large commercial applications

Brush — Small to medium low-slope applications, for field membranes

Trowel — Details such as endlaps and edge metal

Caulk — Small details and flashing seams

Coverage:

Spray — 1-2 gallons/100 sq ft

Brush — 1 gallon/100 sq ft (more may be required on porous surfaces)

Trowel — 8 gallons/100 sq ft (assumes 1/8" uniform thickness)

Caulk — One cartridge, 1/4" bead (recommended), yields approximately 24 LF

Product	Unit	Units/Pallet	Yield/Unit (sq ft)	Yield/Pallet (sq ft)
FlintBond Brush Grade 5 gal.	Pail	42	333	13,900
FlintBond Brush Grade 55 gal.	Drum	4	3,666	14,665
FlintBond Spray 55 gal.	Drum	4	3,666	14,665
FlintBond Trowel Grade 3 gal.	Bucket	70	54	3,780
FlintBond Trowel Grade 5 gal.	Pail	42	90	3,780
FlintBond Caulk 10.3 oz.	Tube	1,680	24 LF	76,500

FlintCoat®

In addition to the financial and environmental benefit surfaces experience less expansion and contraction, reducing long-term stress on the roof system which can extend performance life. CertainTeed offers wet/dry repair cement for use, as needed, prior to any coating.

FlintCoat-E Black Emulsion Roof Coating

High viscosity, fiber-reinforced roof coating designed to create a smooth surface on an otherwise rough or cracked asphalt roof surface to support the application of refl FlintCoat-W (and reducing the volume of coating required) and enhance long-term performance.

- Bonds well to damp or dry surfaces
- Excellent weathering
- Non-flammable
- Odorless, no solvents

	Coverage	Packaging	Approvals
FlintCoat E	3-4 gal./100 sq ft assumes two coats	5 gal. (42 units/pallets) 55 gal. (4 units/pallets) 275 gal. (1 unit/pallet)	ASTM D1227-II Class I
FlintCoat W	3 gal./100 sq ft assumes two coats	5 gal. (42 units/pallets) 55 gal. (4 units/pallets) 275 gal. (1 unit/pallet)	ASTM D6083
FlintCoat A (300)	1-1.5 gal./100 sq ft single coat	5 gal. (42 units/pallets) 55 gal. (4 units/pallets) 275 gal. (1 unit/pallet)	ASTM D2824, Type II, ASTM D3805

FlintCoat-W White Elastomeric Roof Coating

Extra thick, highly fl designed for built-up cap sheets as well as smooth/granular modified cap membranes. Offers superior solar refle protecting the underlying roof system.

Initial Refl

Aged Reflectance: 77

- Mildew resistant
- ENERGY STAR® approved
- Title 24, CRRC® compliant
- UL Listed, ASTM D6083



FlintCoat-A Premium Fiberglass Aluminum Roof Coating

Cost eff membranes. It is formulated with “leafing aluminum” which rises to the surface over time, resulting in a bright, long-lasting finish.

FlintPatch®

FlintPatch Wet/Dry Rubberized Flashing Cement

FlintPatch is the ultimate repair mastic for patching splits, seams, cracks and holes in bonded gravel, mineral surfaced cap sheet and smooth surface asphalt roofs and shingle roofs. Seals around chimneys, vent pipes, gravel guards, downspouts, cracks in concrete and expansion joints on roofs.

This high-performance, extremely versatile modified mastic provides superior adhesion to wet surfaces



SmartFlash®

Two-part strength. One-part simplicity.

SmartFlash is a two-part, odorless, no VOC, urethane-based liquid-applied fl this seamless, self-terminating membrane provides excellent resistance to tearing, puncture, high winds, structural movement and routine foot traffi factory measured and contained for ease of rooftop installation; resin and primer sachets are offered in a simple pull and mix bag.

- One installation – 20 years of service
- Fully close irregular penetrations without pitch pans
- Eliminate semi-annual pitch pan fl
- Increase labor effi

Every SmartFlash membrane is comprised of primer, fleece and resin.

- **Primers** are available for porous and nonporous surfaces as well as quick and standard cure.
- **Fleece** is available in a variety of widths, all 164' long.
- **Resin** is available in 1/2, 1 and 2 gallon containers.

SmartFlash PMMA primer and resin is also available.



SmartFlash Tools & Accessories

- Custom Color and/or FR Finish
- PMMA Catalyst Powder
- Aggregate Bond Coat (for use when broadcasting granules as fi
- EP Primer Silica Sand
- Agitator
- Roller Handle (4", 7")
- Roller Nap (4", 7")
- Detail Brush



TIP: CertainTeed off including one primer sachet, three 1/2 gal. resin sachets, 13.8" x 25' fl nap, two extra roller naps, one 2" brush, one stir stick, one scissors and two pairs of latex gloves. Flash Pack offered in both R primer (for non-porous surfaces) and EP primer (for porous surfaces).

Products and Systems Guarantee

CertainTeed offers 25 years. Additionally, Gold Star Contractors can increase warranty durations 25% by engaging in an Integrity Maintenance Agreement with their client. CertainTeed offers three warranty options: Limited Product Warranty, No Dollar Limit (NDL) Limited Warranty, and Full System NDL Limited Warranty.

	Limited Product Warranty	No Dollar Limit (NDL) Limited Warranty	Full System NDL Limited Warranty
Contractor Requirements		Silver or Gold Star Credential	Silver or Gold Star Credential
Coverage	Warranty covers leaks caused by manufacturing defects in CertainTeed product only	Warranty covers leaks caused by manufacturing defects in CertainTeed product and/or workmanship	Warranty covers leaks caused by manufacturing defects in CertainTeed product and/or approved partner-brands and/or workmanship
Obtain	CertainTeed.com/commercial-roofing	Application submitted through ctndl.com	Application submitted through ctndl.com

Contractor Credential Program

Gold Star Contractor

Our highest credential for commercial roofi companies who meet stringent professional qualifications.

- Off warranties up to 25 years
- Offer CertainTeed's Integrity Maintenance Coverage, which increases NDL warranties by 25 percent for just \$50
- Access to exclusive rebates
- Access to MyEDGE™ website for customizable marketing and sales tools
- Access to CTNDL.com (NDL warranty site)

CertainTeed also off program provides the technical knowledge required for proper application of hot-mopped, torch-welded, cold-applied and self-adhered low-slope F lintlastic modified bitumen roof systems.

Customer Service

Low-Slope Sales and General Inquiries

CertainTeed offers professional, live Customer Service Monday through Friday from 7:00 AM to 7:30 PM, Eastern Standard Time.

NORTH EAST - Lake Central, North East, & Mid-Atlantic

Phone: 800-537-2974 / Fax: 800-279-9450 / Email: ctrpgcsnortheast@saint-gobain.com

SOUTH ATLANTIC / SOUTH EAST

Phone: 800-334-6639 / Fax: 800-345-2641 / Email: ctrpgcssoutheast@saint-gobain.com

WEST - North West & South West

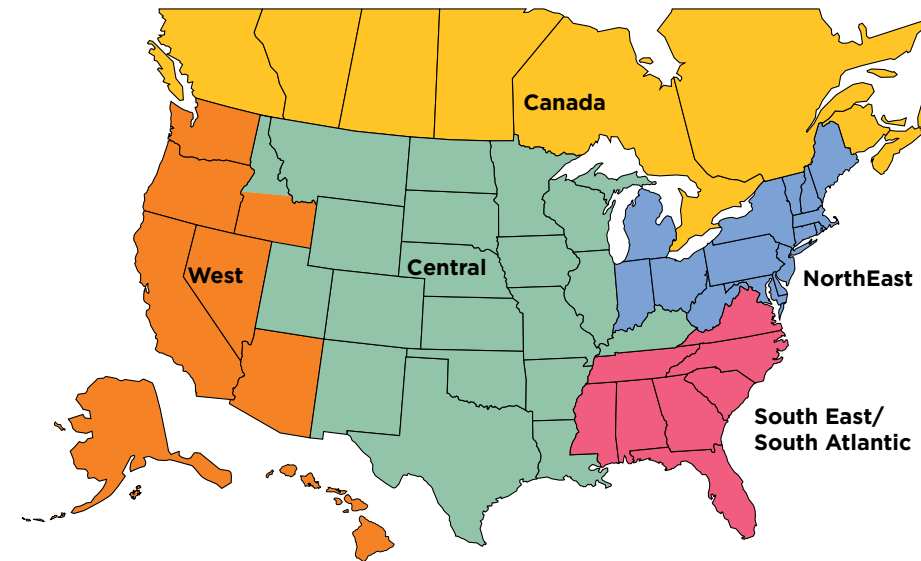
Phone: 800-238-0958 / Fax: 800-790-3347 / Email: ctrpgcswest@saint-gobain.com

CENTRAL - North Central and South Central

Phone: 800-999-5150 / Fax: 800-999-5350 / Email: ctrpgcscentral@saint-gobain.com

CANADA

Phone: 888-240-0542 / Fax: 610-254-5423 / Email: roofordersCA@saint-gobain.com



Commercial Technical Services

CertainTeed has a team of seasoned low-slope professionals available for technical support Monday through Friday, 8:30 AM to 5:00 PM, Eastern Standard Time.

Phone: 800-396-8134 ext. 2

Fax: 610-254-5458

rpg.comm.services@saint-gobain.com